











NINGBO BORTE ELECTRIC CO.,LTD
 No.77 JiHeng Road, Yinzhou Dist, NingBo City, China
 Tel: 86 574 8802 9820,88085485 Fax:86 574 56708454
 Email: Info@borte.com.cn Web: www.borte.com.cn










Price List for the D16 Welding Fixtures







S/N	Product Name	Picture	Size (mm)	Part No.	Unit price
1	3D welding table		1000*500*100	16S1050	\$1,243.50
2			1000*1000*100	16S1010	\$1,923.75
3			1200*1200*100	16S1212	\$2,326.50
4			1500*1000*100	16S1510	\$2,368.50
5			1500*1500*100	16S1515	\$3,262.50
6			2000*1000*100	16S2010	\$3,084.00
7			2400*1200*100	16S2412	\$3,975.75
8	2D welding table		1000*500*150	16ES1050	\$914.25
9			1000*1000*150	16ES1010	\$1,448.25
10			1200*1200*150	16ES1212	\$1,627.50
11			1500*1000*150	16ES1510	\$1,633.50
12			1500*1500*150	16ES1515	\$2,347.50
13			2000*1000*150	16ES2010	\$2,108.25
14			2400*1200*150	16ES2412	\$2,838.75

15	3D Octagonal welding table		600*100	16SW600	\$1,150.50
16			800*100	16SW800	\$2,037.00
17			1000*100	16SW1000	\$2,505.00
18			1200*100	16SW1200	\$3,102.00
19	2D Octagonal welding table		600*14	16EW600	\$908.25
20			800*14	16EW800	\$1,029.75
21			1000*14	16EW1000	\$1,167.00
22			1200*14	16EW1200	\$1,391.25
23	3D Welding table with Hydraulic scissor lifter		1000*500*100	16YY1050	\$2,195.25
24			1000*1000*100	16YY1010	\$3,088.50
25			1200*1200*100	16YY1212	\$3,535.88
26			1500*1000*100	16YY1510	\$4,208.25
27			1500*1500*100	16YY1515	\$4,443.00
28			2000*1000*100	16YY2010	\$5,507.63
29			2400*1200*100	16YY2412	\$6,233.25
30	3D Welding table with Rail System		1000*400*400	16GD1000	\$11,613.00
31			1500*400*400	16GD1500	\$14,637.00
32			2000*400*400	16GD2000	\$18,508.13







33	Standard Legs		φ89*200+30	16BZT200	\$54.75
34			φ89*350+30	16BZT350	\$60.75
35			φ89*450+30	16BZT450	\$66.75
36			φ89*620+30	16BZT620	\$72.53
37	Fixable Legs		φ89*200	16GDT200	\$63.75
38			φ89*350	16GDT350	\$70.65
39			φ89*450	16GDT450	\$76.58
40			φ89*620	16GDT620	\$81.53
41	Universal wheel Leg		φ89*200+130	16JLT200	\$72.53
42			φ89*350+130	16JLT350	\$79.13
43			φ89*450+130	16JLT450	\$85.13
44			φ89*620+130	16JLT620	\$90.30
45	Frame legs		1000*500*400	16GJG1050	\$426.00
46			1000*1000*400	16GJG1010	\$435.00
47			1200*1200*400	16GJG1212	\$457.88
48			1500*1000*400	16GJG1510	\$466.88
49			1500*1500*400	16GJG1515	\$528.75
50			2000*1000*400	16GJG2010	\$560.25
51			2400*1200*400	16GJG2412	\$589.88

52	Supporting angle Type A		150*50*200(L)	16ZC200L	\$138.75
53			150*50*200(R)	16ZC200R	\$138.75
54	Supporting angle Type B		200*50*400(L)	16ZC400L	\$211.13
55			200*50*400(R)	16ZC400R	\$211.13
56			200*50*600(L)	16ZC600L	\$264.00
57			200*50*600(R)	16ZC600R	\$264.00
58	Quadrant bracket		150*150*50(L)	16DD150L	\$244.35
59			150*150*50(R)	16DD150R	\$244.35
60	Corner module		100*100*90	16JL100	\$301.20
61	U-Shape cube case		150*100*50	16U1550	\$127.50
62			250*100*50	16U2550	\$162.00
63			300*100*50	16U3050	\$173.63
64			200*100*100	16U2010	\$195.45
65			300*100*1000	16U3010	\$219.53
66			500*100*100	16U5010	\$324.38
67					200*100*50


68	L-Shape cube case			300*100*50	16L300	\$216.38
69				500*100*50	16L500	\$248.10
70	Angle adjustor			200*50*50	16JD200	\$422.18
71	Locating angle	Type A		50*25*40	16JC50	\$49.13
72		Type B		90*25*37.5	16JC90	\$51.75
73		Type C		90*25*90	16JC90HS	\$64.88
74		Type D		90*25*90	16JC90HH	\$64.88
75		Type E		90*25*90	16JC90SS	\$64.88
76		Type F		90*25*100	16JC90100	\$87.23
77		Type G		140*25*90	16JC14090	\$102.83

78	Locating bar	Type A		55*25*12	16PC55	\$22.88
79		Type B		75*25*12	16PC75	\$31.05
80		Type C		115*25*12	16PC115	\$33.90
81		Type D		140*25*12	16PC140	\$46.50
82		Type E		190*25*12	16PC190	\$58.13
83		Type F		250*50*12	16PC250	\$71.85
84				400*50*12	16PC400	\$98.40
85	Plane square	Type A		90*75*12	16PJ9075	\$70.80
86		Type B		90*140*12	16PJ90140	\$74.18

87		Type E		200*275*12	16PJ200275	\$91.35
88	Angle-setting template		New 	150*12	16JQ150	\$81.00
89	Eccentric locating plate			φ60*12	16PX60	\$24.60
90	V-Block	Type A		φ70*34*120°	16VA70120	\$20.63
91				φ50*34*120°	16VA50120	\$19.35
92		Type B		φ50*34*120°	16VB50120	\$19.35
93		Type C		φ78*50*90°	16VC7890	\$21.45
94				φ78*50*120°	16V78120	\$21.45

95	Type A (Fixable)		200*150*50	16YSG300	\$42.00
96	Type A (Telescopic)		200*200*50	16YSS200	\$42.00
97	Type A (45°Inclinable)		200*200*50	16YSQ200	\$42.00
98	Type B (Fixable)		200*150*50	16YLG200	\$42.00
99	Type B (Telescopic)		200*200*50	16YLS200	\$42.00
100	Type B (45°Inclinable)		200*200*50	16YLQ200	\$42.00

Clamping parts

101	Type C (Fixable)		200*150*50	16YHG200	\$42.00
102	Type C (Telescopic)		200*200*50	16YHS200	\$42.00
103	Type C (45°Inclinable)		200*200*50	16YHQ200	\$42.00
104	Type D (Horizontal)		200*50	16YSG200	\$42.00
105	3-point Clamping Bridge		130*25*20	16SDQ130	\$26.63
106	2-point Clamping Bridge		130*25*20	16LDQ130	\$19.35



107	Clamping Tube		φ16*300	16JG300	\$9.38
108	Clamping sleeve 90°		φ16*90°	16ZJT90A	\$17.40
109	Clamping sleeve 45°		φ16*45°	16ZJT45	\$17.40
110	Horizontal clamping corner tube		φ16*180°	16ZJT180	\$14.03
111	Vertical clamping corner tube		φ16*90°	16ZJT90B	\$14.03
112	Type A with base		304CM/305CM	16JY200C	\$25.20
113	Horizontal toggle clamp		304CM/305CM	16JF200C	\$25.20

114				304CM/305CM	16JK200C	\$25.20
115	Vertical toggle clamp	Type B with base		12132	16JY200S	\$25.20
116				12265	16JF200S	\$25.20
117				203FL/200WL	16JK200S	\$25.20
118		Type A		φ16*24	16KS1624	\$26.25
119	Quick locking bolt	Type B		φ16*36	16KS1636	\$28.50
120	Countersunk locking bolt	Type A		φ16*24	16CS1624	\$26.25
121		Type B		φ16*36	16CS1636	\$28.50

122	Double countersunk locking bolt	Type A		φ16*24	16PS1624	\$26.25
123		Type B		φ16*36	16PS1636	\$28.50
124	Connection locking bolt	Type A		φ16*24	16LJ1624	\$26.25
125		Type B		φ16*36	16LJ1636	\$28.50
126	Magnetic locking bolt	Type B		φ16*12	16CL1612	\$26.25
127				φ16*24	16CL1624	\$28.50
128	Adjustable locking bolt	T is for locking thickness range		φ16*(17≤T≤26)	16BS1624	\$28.50
129	Adaptor		1 D28 one to work	φ28*24	28ZH2824	\$19.95

130	Adjusting washer			Washer: T=1/2/2.5/3 /4/5/10/20mm	16DP65	\$59.25
131	Height adjustor			Φ50*60~80	16TG5080	\$56.85
132	Height rod			φ16*5~75	16TG1675	\$36.00
133	Magnetic locator	Type A		160*160*50	16MA160	\$356.85
134		Type B		150*150*40	16MV150	\$344.70
135	Ground connector			φ16*60	16JD60	\$59.25
136	Accessory cart	Type A		600*450*920	16TC600	\$337.50

137	Type B		650*450*920	16TX650	\$320.25
138	Transport ring		190*100*180	16DH190	\$59.25
139	Hex wrench		18#、6#、4#	00TY01	\$3.00
140	Nylon brush		φ20*200	00TY02	\$3.60
141	Stone		50*180	00TY03	\$4.20
142	Bronze hammer		φ30*300	00TY04	\$24.00
143	Rubber hammer		φ30*300	00TY05	\$1.80

144	Metallic oiler		φ65*130	00TY06	\$1.20
145	Anti-spattering lotion		1.2L	00TY07	\$4.20